



KEY
AUTOMATION

AUTOMATION FOR PEDESTRIAN DOORS 2023

www.keyautomation.com



KEY

New products Concept and Design: Nicola Michelin
Research and Development: Key Automation
Catalogue Concept: Marketing Key Automation



PEDESTRIAN DOORS CATALOGUE 2023

Automations for gates, garage doors, pedestrian doors,
road barriers and outdoor led lighting

KEY
AUTOMATION

BIRTH

The company was founded in 1999



1999



NEW TEAM

A new talented team is ready for a change of pace, the reorganization and the engineering of the new product range starts



2011



SUB

The first new product arrives to the market with success: it immediately shows the technical capabilities of the company



2012



NLS

Start-up of the Night Light System, the most innovative product range in the history of gate automation



2014



NEW HEADQUARTERS

Key Automation moves to a new headquarter, doubling the warehouse space and with a new production area, equipped with the latest technologies

KUBE & KUBE PRO

An innovative Bluetooth interface for the configuration and management of Key Automation systems via App and Cloud server



2017



HALO

First garage door motor with integrated LED lighting, to light up the garage

NEW PARTNERS

Leading companies in our business choose Key Automation as partner for the production of their residential motors



2019



LEVANTE

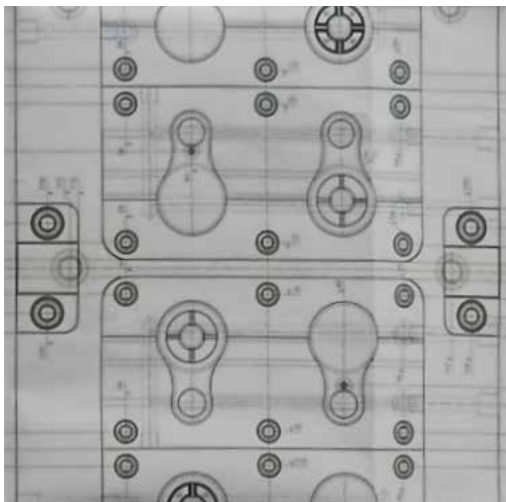
The new LEVANTE automatic door is introduced in the market. This revolutionary product is designed to have the most compact profile, combining a record capacity up to 160 kg or 120+120 kg

EGO TOUCH

A new range of touch capacitive keypad with RGB backlighting



2021





KEY AUTOMATION

HISTORY

Key Automation is located in San Donà di Piave, Venice, in the heart of the Veneto region

The quality of products and processes is our focus

To maintain consistency over time, we have invested in research and development, internalising all the know-how required for product development, from mechanics to electronics, IoT software and design

KEY TODAY

We provide a technologically advanced, comprehensive range, that is easy to program and use. We assemble our products in-house and test all production processes to provide our partner customers with an optimum service and high-quality products

In 2017 we opened the new plant, doubling the space compared to the previous site. This modern building accommodates final product assembly, using all the modern approaches pioneered by Industry 4.0

Our testing machines control 100% of in-house production, to deliver quality at the highest level





PEDESTRIAN DOORS

SYSTEMS FOR SLIDING DOORS WITH 1 AND 2 LEAVES

LEVANTE 2 LEAVES

10

LEVANTE 1 LEAF

12

14

SYSTEMS FOR SLIDING TELESCOPIC DOORS WITH 1+1 AND 2+2 LEAVES

16

LEVANTE 2+2 TELESCOPIC LEAVES

18

LEVANTE 1+1 TELESCOPIC LEAF

20

SELECTORS

22

ACCESSORIES

24

LEVANTE

SYSTEMS FOR SLIDING DOORS UP TO 160 Kg OR 120 + 120 Kg AND FOR FOR SLIDING TELESCOPIC DOOR UP TO 100 + 100 Kg OR 70+70 + 70+70 Kg, WITH BUILT-IN LED LIGHTING

PLUS

Refined design with rounded ends

Extremely compact in height, the profile measures only 90 mm

Also available in telescopic version


Single profile for all sizes and weights

Interchangeable rail and mounting facilitated by wall-mounting brackets, high-quality technopolymer wheels, self-lubricating and replaceable

Use of an anti-derailing wheel system



WHATS NEW
LED lighting up to a maximum of 4.5 m, activated by SEL1 and SEL2 selectors



Small footprint, extremely compact in height, the profile measures only 90 mm



Control unit equipped with extractable connectors and terminals



Compact trolleys with high-quality technopolymer wheels



Wide passage for guided cables

TECHNICAL DATA

		LEVANTE	TELESCOPIC LEVANTE
Power Supply	Vac	230 (+/- 10%) 50/60 Hz	230 (+/- 10%) 50/60 Hz
Absorbed power	W	130 W	130 W
Electric lock voltage		12 Vdc, 5 W	12 Vdc, 5 W
Battery charger		27,6 Vdc max, I max = 350 mA max in charge	27,6 Vdc max, I max = 350 mA max in charge
Electric Motor	Vdc	24	24
Max recommended weight		1 leaf 160 Kg ; 2 leaves 120+120 Kg	1+1 leaf 100+100 Kg; 2+2 leaves 70+70+70+70Kg
Max opening speed	cm/s	Adjustable max 80 cm/s (for leaf in weight class "0")	Adjustable max 80 cm/s (for fast leaf in weight class "0")
Max closing speed	cm/s	Adjustable max 50 cm/s (for leaf in weight class "0")	Adjustable max 50 cm/s (for fast leaf in weight class "0")
Opening pause time	s	Adjustable from 0 to 60 seconds	Adjustable from 0 to 60 seconds
Operating temperature	°C	-20 + 55	-20 + 55
Degree of protection	IP	22	22
Beam length	m	7	7
Fuse 1 power line		15A AL blade type fuse	15A AL blade type fuse
Auxiliary battery power line fuse		15A AL blade type fuse	15A AL blade type fuse
Accessories power supply output		28V max, con 500mA max	28V max, con 500mA max
Use in a particularly acid saline or explosive atmosphere		NO	NO



SELECTION GUIDE

SYSTEMS FOR SLIDING DOORS

LEVANTE 2 LEAVES

SYSTEMS FOR DOUBLE SLIDING DOORS UP TO 120 + 120 Kg, WITH BUILT-IN LED LIGHTING
automation length from 1900 mm to 6800 mm

assembled automation	LEV1902L
assembled automation	LEV2102L
assembled automation	LEV2502L
assembled automation	LEV2902L
assembled automation	LEV3302L
assembled automation	LEV3702L
assembled automation	LEV4102L
assembled automation	LEV4302L
assembled automation	LEV6802L
2-Leaves movement group kit	KLEV2L

LEVANTE 1 LEAF

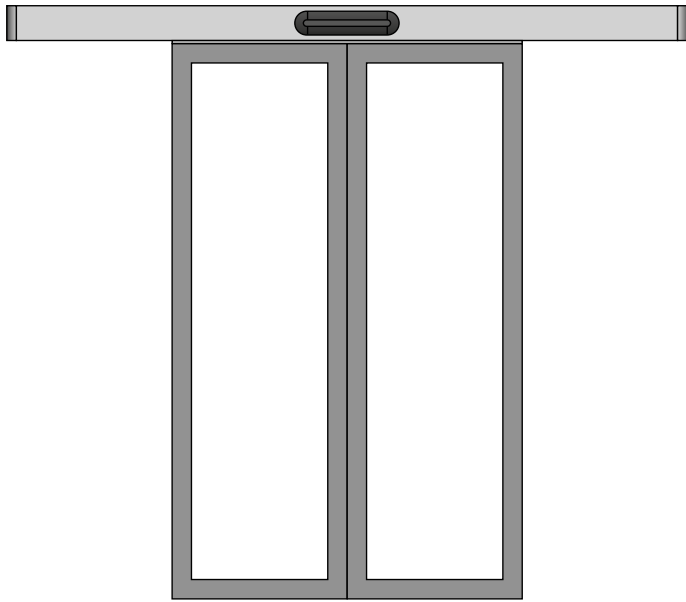
SYSTEMS FOR SINGLE SLIDING DOORS UP TO 160 Kg, WITH BUILT-IN LED LIGHTING
automation length from 1900 mm to 6800 mm

assembled automation	LEV1901L
assembled automation	LEV2101L
assembled automation	LEV2501L
assembled automation	LEV2901L
assembled automation	LEV3301L
assembled automation	LEV3701L
assembled automation	LEV4101L
assembled automation	LEV4301L
assembled automation	LEV6801L
1-Leaf movement group kit	KLEV1L

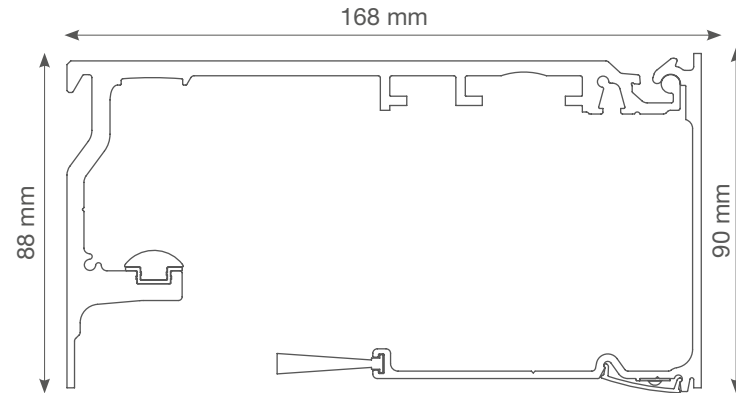


LEVANTE 2 LEAVES

ASSEMBLED AUTOMATION, FOR SLIDING DOORS WITH 2 LEAVES UP TO 120 + 120 Kg, WITH BUILT-IN LED LIGHTING



PROFILE



PREASSEMBLED COMPONENTS

DESCRIPTION

2-Leaves movement group kit



Main beam profile, anodized cover profile, rail profile, anti-vibration rubber profile



Belt



Brush h. 25mm



LED profile with electronics



MEASURES AVAILABLE

CODE	NOMINAL OPENING CLEARANCE	LENGTH OF AUTOMATION SYSTEM AND LED LIGHTS (Side caps excluded)	AUTOMATION LENGTH (Side caps included)
LEV1902L	900 mm	1900 mm	1950 mm
LEV2102L	1000 mm	2100 mm	2150 mm
LEV2502L	1200 mm	2500 mm	2550 mm
LEV2902L	1400 mm	2900 mm	2950 mm
LEV3302L	1600 mm	3300 mm	3350 mm
LEV3702L	1800 mm	3700 mm	3750 mm
LEV4102L	2000 mm	4100 mm	4150 mm
LEV4302L	2100 mm	4300 mm	4350 mm
LEV6802L	3350 mm	6800 mm*	6850 mm

* Only for LEV6802L: AUTOMATION SYSTEM LENGTH = 6800 mm, LED LENGTH = 4500 mm

LEVANTE 2 LEAVES

KIT TO BE ASSEMBLED, FOR SLIDING DOORS WITH 2 LEAVES UP TO 120 + 120 Kg, WITH BUILT-IN LED LIGHTING



COMPONENTS

CODE	DESCRIPTION
KLEV2L	2-Leaves movement group kit



KIT FOR 2 LEAVES INCLUDES:


Control unit, 24 Vdc motor unit with encoder, pair of trolleys (2 pcs), side caps (2pcs), mechanical stop (2pcs), kit accessories and screws for assembly, automatic door sticker (2 pcs), pulley of return, transformer group, brackets for wall mounting (2pcs), LED profile cover (5x1m)

OPTIONAL ELEMENTS

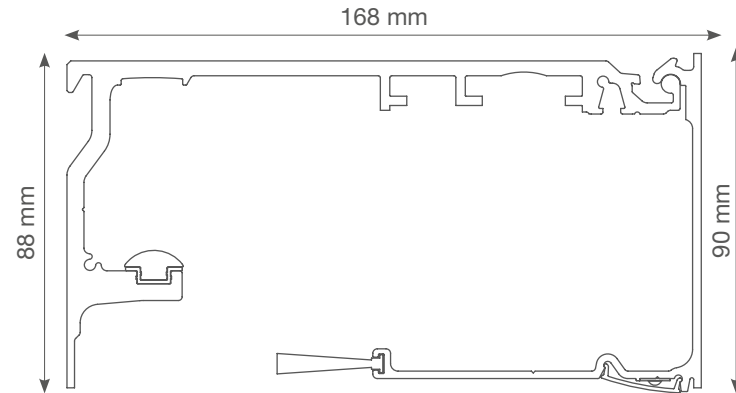
CODE	DESCRIPTION
KPRO1L	Aluminum profile kit L = 4500 mm. Main beam profile, cover profile, rail profile, anti-vibration rubber profile
KPRO2L	Aluminum profile kit L = 7000 mm. Main beam profile, cover profile, rail profile, anti-vibration rubber profile
PRO1	Belt (roll of 50 m)
PRO2	Brush (roll of 25 m)
PRO3	Upper adapter profile cut to size (€/m)
PA021	Floor guide cut to size (€/m)
PA024	Pivot with nylon block
LEV3	LED lighting kit L=max 4.5 m

LEVANTE 1 LEAF

ASSEMBLED AUTOMATION, FOR SLIDING DOORS WITH 1 LEAF UP TO 160 Kg, WITH BUILT-IN LED LIGHTING



PROFILE



PREASSEMBLED COMPONENTS

DESCRIPTION

1-Leaf movement group kit



Main beam profile, anodized cover profile, rail profile, anti-vibration rubber profile



Belt



Brush h. 25mm



LED profile with electronics



MEASURES AVAILABLE

CODE	NOMINAL OPENING CLEARANCE	LENGTH OF AUTOMATION SYSTEM AND LED LIGHTS (Side caps excluded)	AUTOMATION LENGTH (Side caps included)
LEV1901L	900 mm	1900 mm	1950 mm
LEV2101L	1000 mm	2100 mm	2150 mm
LEV2501L	1200 mm	2500 mm	2550 mm
LEV2901L	1400 mm	2900 mm	2950 mm
LEV3301L	1600 mm	3300 mm	3350 mm
LEV3701L	1800 mm	3700 mm	3750 mm
LEV4101L	2000 mm	4100 mm	4150 mm
LEV4301L	2100 mm	4300 mm	4350 mm
LEV6801L	3350 mm	6800 mm*	6850 mm

* Only for LEV6801L: AUTOMATION SYSTEM LENGTH = 6800 mm, LED LENGTH = 4500 mm

LEVANTE 1 LEAF

KIT TO BE ASSEMBLED, FOR SLIDING DOORS WITH 1 LEAF UP TO 160 Kg, WITH BUILT-IN LED LIGHTING



COMPONENTS

CODE	DESCRIPTION
KLEV1L	1-Leaf movement group kit



KIT FOR 1 LEAF INCLUDES:

Control unit, 24 Vdc motor unit with encoder, pair of trolleys, side caps (2pcs), mechanical stop (2pcs), kit accessories and screws for assembly, automatic door sticker, pulley of return, transformer group, brackets for wall mounting (2pcs), LED profile cover (5x1m)

OPTIONAL ELEMENTS

CODE	DESCRIPTION
KPRO1L	Aluminum profile kit L = 4500 mm. Main beam profile, cover profile, rail profile, anti-vibration rubber profile
KPRO2L	Aluminum profile kit L = 7000 mm. Main beam profile, cover profile, rail profile, anti-vibration rubber profile
PRO1	Belt (roll of 50 m)
PRO2	Brush (roll of 25 m)
PRO3	Upper adapter profile cut to size (€/m)
PA021	Floor guide cut to size (€/m)
PA024	Pivot with nylon block
LEV3	LED lighting kit L=max 4.5 m

SELECTION GUIDE

SYSTEM FOR SLIDING TELESCOPIC DOORS

LEVANTE 2+2 TELESCOPIC LEAVES

SYSTEM FOR SLIDING TELESCOPIC DOORS 2+2 LEAVES UP TO 70+70 + 70+70 Kg
WITH BUILT-IN LED LIGHTING
automation length from 2800 mm to 7000 mm

assembled automation	LEV2802LT
assembled automation	LEV3102LT
assembled automation	LEV3252LT
assembled automation	LEV7002LT
2-Leaves movement group kit	KLEV2L
extension kit for 2+2 telescopic leaves	KLEV2T

LEVANTE 1+1 TELESCOPIC LEAF

SYSTEM FOR SLIDING TELESCOPIC DOORS 1+1 LEAF UP TO 100 + 100 Kg
WITH BUILT-IN LED LIGHTING
automation length from 1630 mm to 4500 mm

assembled automation	LEV1631LT
assembled automation	LEV1931LT
assembled automation	LEV2231LT
assembled automation	LEV2531LT
assembled automation	LEV2831LT
assembled automation	LEV3131LT
assembled automation	LEV3281LT
assembled automation	LEV4501LT
1-Leaf movement group kit	KLEV1L
extension kit for 1+1 telescopic leaf	KLEV1T

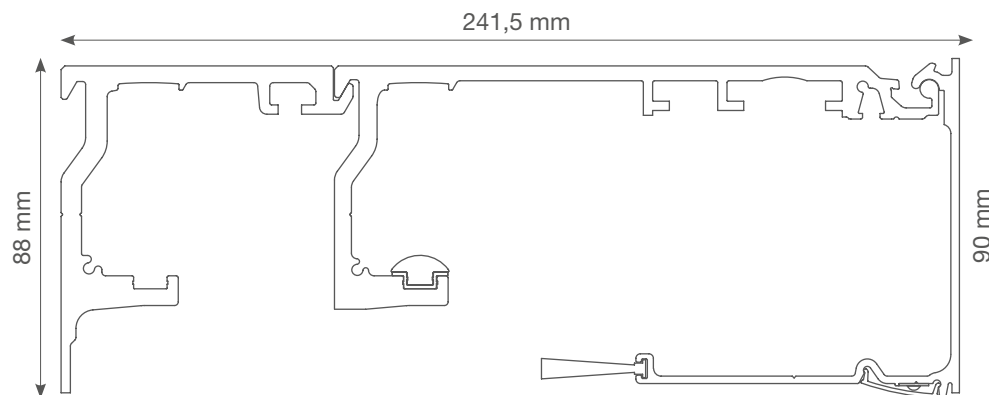


LEVANTE TELESCOPIC 2+2 LEAVES

PRE-ASSEMBLED AUTOMATION FOR SLIDING TELESCOPIC DOOR WITH 2+2 LEAVES UP TO 70+70 + 70+70 kg, WITH BUILT-IN LED LIGHTING



PROFILE



PREASSEMBLED COMPONENTS

DESCRIPTION

2-Leaves movement group kit



Extension kit for 2+2 telescopic leaves



Profile for telescopic beam, profile for principal beam, profile for anodised cover, profile for rail, rubber anti-vibration profile



Belt



Brush h. 25mm



LED profile with electronics



MEASURES AVAILABLE

CODE	NOMINAL OPENING CLEARANCE	LENGTH OF AUTOMATION SYSTEM AND LED LIGHTS (Side caps excluded)	AUTOMATION LENGTH (Side caps included)
LEV2802LT	1800 mm	2800 mm	2805 mm
LEV3102LT	2000 mm	3100 mm	3105 mm
LEV3252LT	2100 mm	3250 mm	3255 mm
LEV7002LT	4600 mm	7000 mm*	7005 mm

* Only for LEV7002LT: AUTOMATION SYSTEM LENGTH= 7000 mm, LED LENGTH= 4500 mm

LEVANTE TELESCOPIC 2+2 LEAVES

KIT TO BE ASSEMBLED, FOR SLIDING TELESCOPIC DOOR WITH 2+2 LEAVES UP TO 70+70 + 70+70 Kg, WITH BUILT-IN LED LIGHTING



COMPONENTS

CODE	DESCRIPTION	
KLEV2L	2-Leaves movement group kit	
KLEV2T	Extension kit for 2+2 telescopic leaves	

KIT FOR 2 LEAVES INCLUDES:

Control unit, 24 Vdc motor unit with encoder, pair of trolleys (2 pcs), side caps (2pcs), mechanical stop (2pcs), kit accessories and screws for assembly, automatic door sticker (2 pcs), pulley of return, transformer group, brackets for wall mounting (2pcs)

EXTENSION KIT FOR 2+2 LEAVES CONSISTING OF:


Pair of carriages (2 pcs), column for beam reinforcement (5 pcs), L bracket for beam support, lateral covers for telescopic (2 pcs), LED profile cover (5x1m)

OPTIONAL ELEMENTS

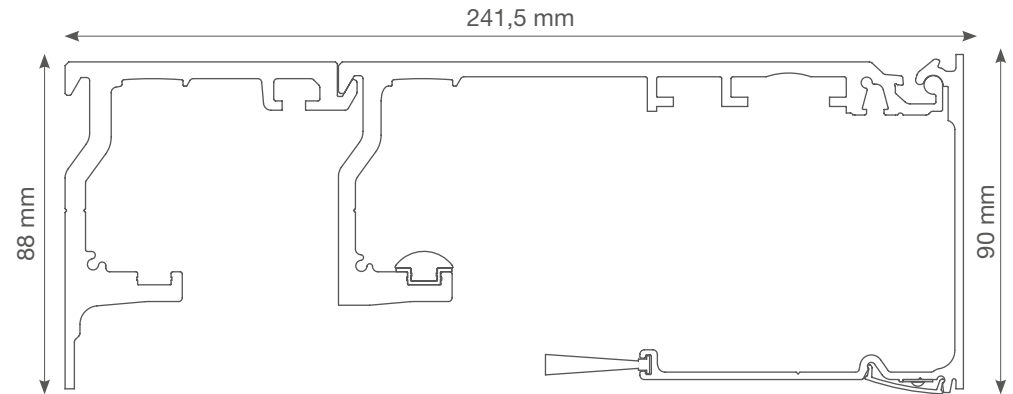
CODE	DESCRIPTION	
KPRO1LT	Kit of aluminium profiles L= 4500 mm. Profile for telescopic beam, profile for principal beam, profile for anodised cover, profile for rail, rubber anti-vibration profile	
KPRO2LT	Kit of aluminium profiles L= 7000 mm. Profile for telescopic beam, profile for principal beam, profile for anodised cover, profile for rail, rubber anti-vibration profile	
PRO1	Belt (roll of 50 m)	
PRO2	Brush (roll of 25 m)	
PRO3	Upper adapter profile cut to size (€/m)	
PRO4	Round belt for telescopic (30 m coil)	
PA021	Floor guide cut to size (€/m)	
LEV6	Pivot with nylon block for sliding of telescopic door leaf	
LEV3	LED lighting kit L=max 4.5 m	

LEVANTE TELESCOPIC 1+1 LEAF

PRE-ASSEMBLED AUTOMATION FOR SLIDING TELESCOPIC DOOR WITH 1+1 LEAF UP TO 100+100 Kg, WITH BUILT-IN LED LIGHTING



PROFILE



PREASSEMBLED COMPONENTS

DESCRIPTION

1-Leaf movement group kit



Extension kit for 1+1 telescopic leaf



Profile for telescopic beam, profile for principal beam, profile for anodised cover, profile for rail, rubber anti-vibration profile



Belt



Brush h. 25mm



LED profile with electronics



MEASURES AVAILABLE

CODE	NOMINAL OPENING CLEARANCE	LENGTH OF AUTOMATION SYSTEM AND LED LIGHTS (Side caps excluded)	AUTOMATION LENGTH (Side caps included)
LEV1631LT	1000 mm	1625 mm	1630 mm
LEV1931LT	1200 mm	1925 mm	1930 mm
LEV2231LT	1400 mm	2225 mm	2230 mm
LEV2531LT	1600 mm	2525 mm	2530 mm
LEV2831LT	1800 mm	2825 mm	2830 mm
LEV3131LT	2000 mm	3125 mm	3130 mm
LEV3281LT	2100 mm	3275 mm	3280 mm
LEV4501LT	2900 mm	4500 mm	4505 mm

LEVANTE TELESCOPIC 1+1 LEAF

KIT TO BE ASSEMBLED, FOR SLIDING TELESCOPIC DOOR WITH 1+1 LEAF UP TO 100+100 Kg, WITH BUILT-IN LED LIGHTING



COMPONENTS

CODE	DESCRIPTION	
KLEV1L	1-Leaf movement group kit	
KLEV1T	Extension kit for 1+1 telescopic leaf	

KIT FOR 1 LEAF INCLUDES:

Control unit, 24 Vdc motor unit with encoder, pair of trolleys, side caps (2pcs), mechanical stop (2pcs), kit accessories and screws for assembly, automatic door sticker, pulley of return, transformer group, brackets for wall mounting (2pcs)

EXTENSION KIT FOR 1+1 LEAVES INCLUDES:

Pair of carriages (1 pc), column for beam reinforcement (3 pcs), L bracket for beam support, lateral covers for telescopic (2 pcs), LED profile cover (5x1m)

OPTIONAL ELEMENTS

CODE	DESCRIPTION	
KPRO1LT	Kit of aluminium profiles L= 4500 mm. Profile for telescopic beam, profile for principal beam, profile for anodised cover, profile for rail, rubber anti-vibration profile	
PRO1	Belt (roll of 50 m)	
PRO2	Brush (roll of 25 m)	
PRO3	Upper adapter profile cut to size (€/m)	
PRO4	Round belt for telescopic (30 m coil)	
PA021	Floor guide cut to size (€/m)	
LEV6	Pivot with nylon block for sliding of telescopic door leaf	
LEV3	LED lighting kit L=max 4.5 m	

SELECTORS

SELECTORS FOR PEDESTRIAN DOORS



MODELS

CODE	DESCRIPTION	
SEL1	Manual selector without key	NEW
SEL2	Manual selector with key	NEW
SEL3	Manual bi-directional selector via radio (to be paired with RXLEV)	NEW
SEL4	Keypad	NEW

PLUS

Minimal design with reduced dimensions to be adapted to door profiles up to 40 mm

Key with touch feeling

High lifetime protective film

Simplified cabling via BUS with 2 wires

Possibility of connecting additional accessories to the BUS line up to 50 metres distance

Available with security key

Bi-directional selector via radio with frequency of 868 MHz supplied by 2 AA high lifetime batteries

Numerical keyboard with 120 storable codes up to 8 digits, function activation possibilities: step by step / internal radar / external radar

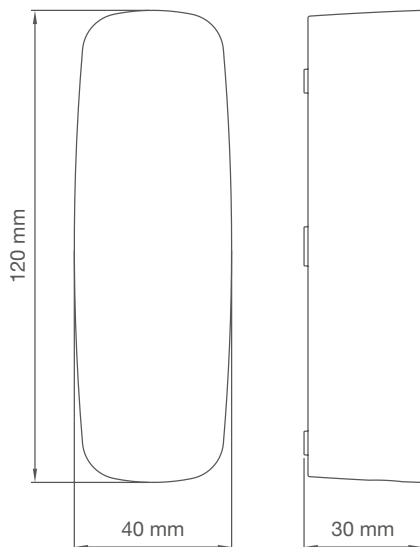
Proximity reader with 120 storable cards. Management of MASTER card for programming and cancellation of USER cards.

USER cards for activating the step by step / internal radar / external radar functions

TECHNICAL DATA

		SEL1	SEL2	SEL3	SEL4
Power	Vdc	24 Vdc +/- 5%		3 Vdc - 2 Batteries AA	24 Vdc +/- 5%
Consumption	Typical	0,3 W	0,3 W	70uA	0,12 W
	Max	0,5 W	0,5 W	15 mA	0,8 W
Battery life		--	--	2 Years	--
Frequency	MHz	--	--	868 - 870	--
Max n° of cards can be stored		--	--	--	--
Max n° of devices connected to the BUS line		1	1	4	2
Max range	m	--	--	15 m	--
Maximum cable length	m	50 m	50 m	--	50 m
Type of cables		Twisted pair data cable	Twisted pair data cable	--	Twisted pair data cable
Operating Temperature		-20° + 55° C			
Protection Degree		IP54			
Dimensions (L - D - H)	mm	120 x 40 x 30			

DIMENSIONS



ACCESSORIES




RXLEV

Receiver for two-way radio selector (to be paired with SEL3)

PC 1

DID YOU KNOW?

The central button  of the SEL1 and SEL2 selectors has two important features:

- 1. TURNS THE LIGHTS ON AND OFF.** Simply press the button lightly to switch the door lights ON/OFF
- 2. OPERATION SELECTION.** A long press on the central key activates the door operating status selection



KEYPAD AND SELECTORS



EASY2
Digital pad with graphic display for LEVANTE

PC 1



EGKTR1
Touch keypad via 2-channel radio

PC 1

PHOTOCELLS AND SENSORS



PA025CT
Radar EN16005 Activation & Safety, 5 x Rows A.I.R., Door Learn Technology

PC 1



PA012MW
Microwave bidirectional sensor

PC 1



PA014K
Photocell pair set

PC 1

WIRELESS ACCESSORIES



RXM23K
Universal receiver two channels (to be paired with EGKTR1)

PC 1

KIT FOR GLASS DOORS



PA007
Profile for glass door L=3200 mm with glass thickness of 10 mm

PC 1



PA009
Kit of fixing screws 1 door leaf for PA007

PC 1



PA005E
Fastening kit for glass door 1500 mm. Maximum glass thickness 1 cm

PC 1



PA008
Floor guide 1 door leaf for 10 mm thick glass door

PC 1



LEV7
Brackets for telescopic glass door leaves

PC 1



LEV8
Floor guide for telescopic glass door leaves


PC 1

OPTIONAL ACCESSORIES



LEV1
Magnetic lock kit (not compatible with 1 + 1 leaf telescopic version)

PC 1



LEV2
Emergency battery kit, with 2 batteries of 12 V - 1,2 A

PC 1



LEV4
Fixing kit for cover profile, for recessed fixing

PC 1



LEV5
Manual unlock kit (not compatible with 1 + 1 leaf telescopic version)

PC 1



KOMSCA
Wire support kit

PC 10



BMET
Metal box with release system

PC 1



SPA25
Brush cut to size

(€/m)



PAH2
Ceiling recessed bracket for PA025CT

PC 1



PAH3
Ceiling attached bracket for PA025CT

PC 1



PAH4
Weather Cover for PA025CT

PC 1



PAH5
Weather cover for PA012MW

PC 1



LEV3
LED lighting kit L=max 4.5 m

PC 1



LEV10
LED cover profile

PC 1

PANIC SYSTEMS



KITANTSF2C
Emergency exit kit for single leaf of 1300 mm up to 90 Kg certified

PC 1



LEV9
Anti-panic system kit with elastic CO 48

PC 1

GENERAL TERMS AND CONDITIONS OF SALE

1. GENERAL PROVISIONS: SCOPE - EFFECTIVENESS OF GENERAL TERMS AND CONDITIONS OF SALE

These General Terms and Conditions of Sale replace the previous ones and apply to all contracts relating to Key Automation S.r.l. branded products, entered into by Key Automation S.r.l. (hereinafter: Key Automation, with registered office in San Donà di Piave (VE), via Meucci No. 23, Tax Code VAT IT03627650264 - Bus. Reg. VE326953) directly with its professional Customers (wholesalers, distributors, retailers, installers, professional management customers) (hereinafter: Customer). These General Terms and Conditions of Sale do not have any effect on third parties, including end purchasers of the products. Each of the aforementioned contracts relating to Key Automation S.r.l. branded products, concluded by Key Automation directly with its professional Customers indicated above, is therefore governed by these General Terms and Conditions of Sale, which are an integral part of the contracts themselves and replace and invalidate any conflicting clause or particular agreement contained in the order or other document from the Customer. These General Terms and Conditions of Sale take effect when they become known to the Customer by means of publication on Key Automation's corporate website <https://keyautomation.com/it/pages/terms-of-sales> or by other suitable means. Information contained in the catalogues such as descriptions, pictures, table values or other information is for illustrative purposes only and may be modified by Key Automation at any time.

2. ORDERS - CANCELLATION TERMS

All orders are "subject to availability and price list changes". Key Automation reserves the right to accept or reject, in whole or in part, Customer orders based on their compliance or non-compliance with these general conditions and the availability of the requested products. Key Automation reserves the right to make technical changes to the products on its price list at any time, without this giving rise to any claims on the part of the Customer. Orders cannot be cancelled in whole or in part by the Customer after 10 (ten) days from their submission to Key Automation. In the event of cancellation after this deadline, Key Automation shall be entitled to full compensation.

3. PRICING

Products are sold by Key Automation to the Customer at current Key Automation list prices at the time of delivery. Key Automation reserves the right to change its prices in the event that during the supply there are changes in costs not attributable to it. The Customer undertakes to accept without reservation any price list variations occurring between the order and delivery of the product. Key Automation list prices are always ex-works, excluding VAT, packaging included.

4. TERMS OF DELIVERY

All products are delivered ex works, Key Automation S.r.l., via Meucci n. 23, 30027 San Donà di Piave (Venice). Unless otherwise agreed upon in writing, delivery time is 10 (ten) days for domestic deliveries and 30 (thirty) days for international deliveries, except for products listed with a clock, for which the delivery time is within 6 (six) weeks. The delivery period commences with the Customer's acceptance of the Key Automation order confirmation. Any delay not exceeding the tolerances of use shall not entitle the Customer to request termination, even partial, of the contract, to refuse delivery of the products, or to claim damages. Any obligation to deliver goods is fulfilled by delivery to the carrier. Key Automation shall not be liable for delivery of goods in all cases of unforeseeable circumstances or force majeure, strikes, socio-political unrest or unavailability of raw materials, electronic components or other unavailability of products, erroneous reporting, errors or delays in reporting by the customer in the sending of information required to execute an order, non-compliance with payment conditions by the customer, changes accepted by Key Automation following receipt of an order, or in any other cases when events occur that prevent the delivery of goods through no fault of Key Automation.

5. SHIPPING

Shipments shall be effected by means of a courier contracted with Key Automation, who will automatically charge the corresponding invoice amount. At the time the order is placed, the Customer shall be able to agree with Key Automation on the use of an alternative courier, which shall always be at the Customer's expense, or on the direct collection of the goods, ex works Key Automation S.r.l., via Meucci No. 23, 30027 San Donà di Piave (Venice). Goods shall always be transported at the Customer's own risk. Any theft, loss, deterioration, or shortfall of goods shall not exempt the Customer from the obligation to settle payment of the cost, if the goods have been duly delivered on departure from the Key Automation factory to the carrier. Goods are not covered by an insurance policy, unless expressly requested by the Customer and at their own expense and risk.

6. WITHDRAWAL OF PRODUCTS

The Customer undertakes to collect goods when they are made available to them, as soon as they have been notified by telephone or in writing (including by e-mail). In the event of a delay, Key Automation shall be entitled – in addition to full payment of the price – to reimbursement of the costs of storage or storage and custody of uncollected or delayed goods, whether at Key Automation's warehouses or at those of carriers, or others.

GENERAL TERMS AND CONDITIONS OF SALE

7. WARRANTY / RECOURSE AND RELATED DURATION – CASES OF EXCLUSION OF WARRANTY

Key Automation's warranty commences from the date of manufacture affixed to each Key Automation branded product and is valid for 30 (thirty) months. This period of warranty is in all cases to be regarded as irrevocable and binding. The Customer may therefore exercise their right of recourse against Key Automation within 30 (thirty) months from the date of manufacture affixed to Key Automation branded products. The Key Automation warranty – which in all cases requires the Customer to produce the product's purchase receipt issued by Key Automation – is exclusively limited to repair or replacement, free of charge, of parts acknowledged by Key Automation to be defective due to a lack of basic material quality or poor workmanship. The Customer is obliged to report any apparent defects within 8 (eight) days of receipt, and any hidden defects within 8 (eight) days of their discovery, under penalty of forfeiture. Claims may never give rise to the cancellation or reduction in orders on the part of the Customer, nor to the payment of compensation and/or damages of any kind by Key Automation, except in the event of gross negligence or wilful misconduct on the part of the latter. Disputed goods must be returned free of charge to the address at Key Automation S.r.l. (30027 San Donà di Piave (VE), via Meucci No. 23). The Key Automation warranty is void if parts returned as defective have been tampered with or repaired in any way. For items whose period of warranty has expired, or out of warranty, Key Automation undertakes to repair the items against charge of the repair costs. In the event of equipment that cannot be fully or partially repaired, Key Automation shall return it in the state in which it was delivered, or, at the Customer's explicit request, shall repair it by replacing the parts that cannot be repaired, charging the Customer for the cost of the parts delivered. Key Automation accepts no liability for flaws or defects resulting from unforeseeable circumstances or force majeure, in respect of which the warranty shall not apply. Furthermore, Key Automation accepts no liability in the event of connection, association or interaction of its products with other products that are not supplied by Key Automation. Key Automation products must only be used in conjunction with Key Automation products; failure to do so shall invalidate the warranty referred to in this article. Key Automation also accepts no liability, and no warranty shall be recognised, in the event of failure to comply with the assembly and electrical connection instructions, or with electrical regulations or other specific current standards at the time of installation, as well as in the event that Key Automation electrical or mechanical accessories and components have been installed, used or connected without complying with the diagrams and types of connections for which they were designed, or if Key Automation products have been installed by unqualified personnel lacking the necessary technical skills or legal requirements for a professional installation. Similarly, Key Automation accepts no liability and the warranty shall be void in the event of use or application of products for purposes that are not commensurate with the nature, capacity or scope of the products themselves.

8. CLAIMS AND RETURNS

Before sending any items to Key Automation, the Customer shall submit a request on www.keyautomation.com by accessing the menu Support > Return merchandise portal, and wait for a return approval and the assignment of an identification number; if the Customer does not have an account, they must create one by clicking on "Register" and providing all the required information. Registration implies acceptance of the proposed conditions in their entirety (to be found in the Return Policy on the same portal).

9. TERMINATION CLAUSE

Failure to settle the terms of payment of the price or even only one of the instalments on the agreed due dates and within the terms set forth on the invoice, in addition to forfeiting the Customer's right to the benefit of the term, shall result in Key Automation accruing default interest at the rate envisaged for commercial transactions pursuant to Legislative Decree No. 231/2002, as amended. The sale may also be terminated with full rights at any time by simple written notification from Key Automation to the Customer that this clause has been invoked, and with no requirement for any legal formalities. Goods delivered and not paid for must be returned to Key Automation at the Customer's expense. To this end, Key Automation and commissioned third-party hauliers are authorised to terminate and collect the outstanding goods from Customers' premises. Unless agreed upon in writing, no compensation shall be allowed between any credit owed by the Customer to Key Automation or any debt owed by the Customer for any reason whatsoever.

10. TRADEMARKS AND DISTINGUISHING MARKS

The customer acknowledges that Key Automation products constitute know-how and design and are the exclusive property of Key Automation S.r.l. The Customer is expressly forbidden from infringing upon such rights of Key Automation, and in all cases from removing, obliterating or in any way altering trademarks or other distinguishing marks or abbreviations of any kind affixed to products, as well as affixing new ones of any nature. Unless authorised in writing by Key Automation, any form of reproduction or use of the Key Automation trademark or any other distinguishing marks on products is prohibited.

GENERAL TERMS AND CONDITIONS OF SALE

11. RETENTION OF TITLE

Key Automation retains title to goods sold until full payment is made. Until the price for capital and accessories has therefore been paid in full, the goods delivered, wherever they may be located and even if they have already been resold by the Customer, shall remain the full and exclusive property of Key Automation. Cheques, bills of exchange and sales of receivables shall not be considered as payments until they are actually cashed. In the event of non-payment, Key Automation may take immediate possession of sold products wherever they are located. The Customer is obliged to disclose the names of third-party purchasers of the products from whom Key Automation shall have the right to claim and collect them.

12. APPLICABLE LAW – JURISDICTION

Contracts entered into on the basis of these General Terms and Conditions of Sale are governed by, and shall be construed exclusively, in accordance with Italian law. All disputes arising in connection with the effectiveness, validity, termination, execution, interpretation of these General Terms and Conditions of Sale and of the contracts entered into on the basis hereof shall be subject to Italian jurisdiction and attributed exclusively to the Court of Venice, with the exclusion of any other alternative or competing Courts.

13. MISCELLANEOUS

Key Automation shall not recognise, nor shall it consider itself bound by, any conditions of sale other than those set out in the preceding sections, unless they have been accepted in writing. The laws of the Italian state apply to sales made in EU and non-EU countries. All data is carefully compiled and checked. We do not, however, accept any liability for any errors or omissions.

14. PRIVACY – INFORMATION PURSUANT TO ART. 13 EU REGULATION 2016/679

We use data regarding the Customer for our own administrative and accounting purposes, including by means of external associates. Detailed information, including information on your right of access and other rights, can be found on <https://keyautomation.com/it/pages/privacy>.



ISO9001

