

EGO



**COLUMNS FOR PHOTOCELLS
AND SELECTORS**

KEY
AUTOMATION



DESIGN

Made entirely of thick aluminum and metal for added strength and long-term resistance to the elements

COMPATIBILITY

A wide range of accessories can be installed inside (photocells, key selectors and touch keypads from the EGO line)

MULTIFUNCTIONAL DESIGN

The columns can act as a support for safety accessories or an outdoor luminaire, or combination of both



Simplified installation using garden spike or anchor plate

WITH NIGHT LIGHT SYSTEM



SAFETY

Ease the night vision



COMFORT

Defines the driveway passage during the night



SAVING

Allows lower power consumption

TECHNICAL DATA

24-35 Vdc

CRI>90

3000K

450lm - 900lm

IP54

MODELS

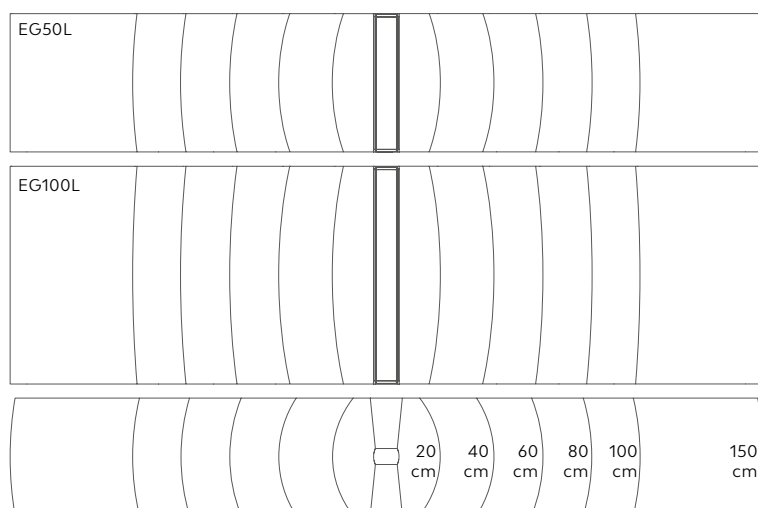
CODE	DESCRIPTION
EG50	Support post h. 50 cm
EG50L	Support post h. 50 cm with integrated LED light (5W LED)
EG100	Support post h. 100 cm
EG100L	Support post h. 100 cm with integrated LED light (10W LED)
EG100A	Support post h. 100 cm with accessory housing
EG100LA	Support post h. 100 cm with integrated LED light (10W LED) and accessory housing
CTLIGHT2	Voltage regulator for LED lights 24 Vdc, max 30W (mandatory for all control units except BOXLED control units)

PHOTOMETRIC

Led lights to light up large areas





Completely made of aluminium,
H= 500 mm, 1000 mm

Replaceable led



	EG50L	EG100L
20 cm	221 lux	291 lux
40 cm	84 lux	112 lux
60 cm	52 lux	84 lux
80 cm	42 lux	68 lux
100 cm	34 lux	43 lux
150 cm	12 lux	16 lux

ACCESSORIES

 EG1 Single light with wiring to illuminate one side only, h. 50 cm PC 1	 EG2 Single light with wiring to illuminate one side only, h. 100 cm PC 1	 EG3 Anchor plate for fixing PC 1	 ST11 Tip for soil fixing PC 1	 VIP1 Interface for night mode PC 1
 QUADRO Night sensor PC 1				